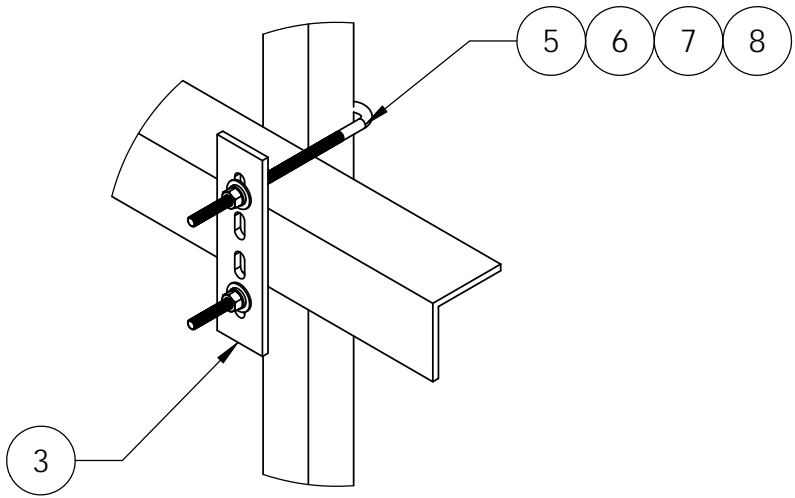
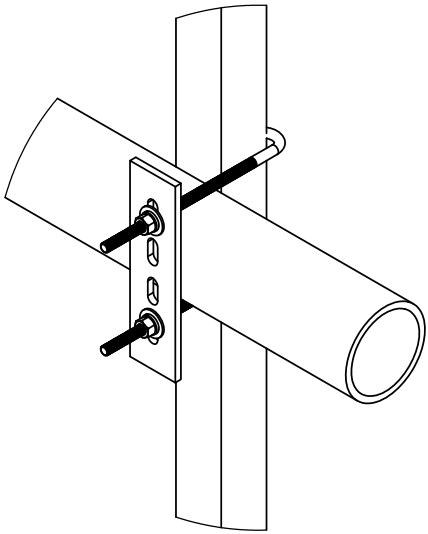


ITEM	PART NO.	DESCRIPTION	QTY.	WEIGHT
1	CL10.01	10' ANGLE SIDE RAIL	2	16.37 LBS
2	CL09R.01	29" LADDER RUNG	3	2.48 LBS
3	HKCLU.02	BACKING PLATE	4	0.95 LBS
4	GB-03145	3/8" X 1-1/2" GALV BOLT KIT	10	0.07 LBS
5	GJB0380	8" GALV J-BOLT KIT	4	0.23 LBS
6	GWF-03	3/8" GALV FLAT WASHER	8	0.01 LBS
7	GWL-03	3/8" GALV LOCK WASHER	4	0.00 LBS
8	GN-03	3/8" GALV HEX NUT	4	0.01 LBS

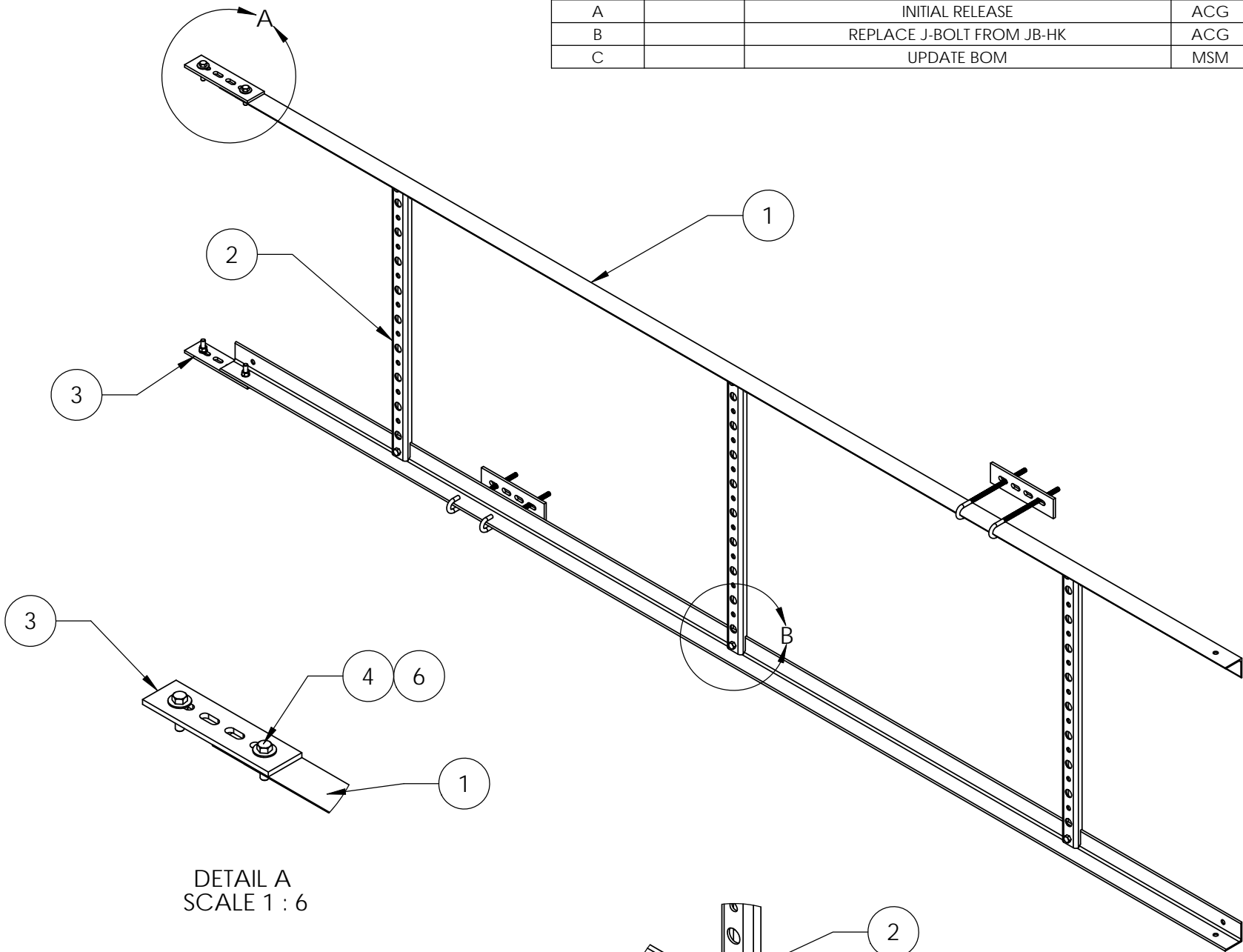
REVISIONS				
REV.	ZONE	DESCRIPTION	BY	DATE
A		INITIAL RELEASE	ACG	01/14/06
B		REPLACE J-BOLT FROM JB-HK	ACG	12/11/08
C		UPDATE BOM	MSM	05/15/13



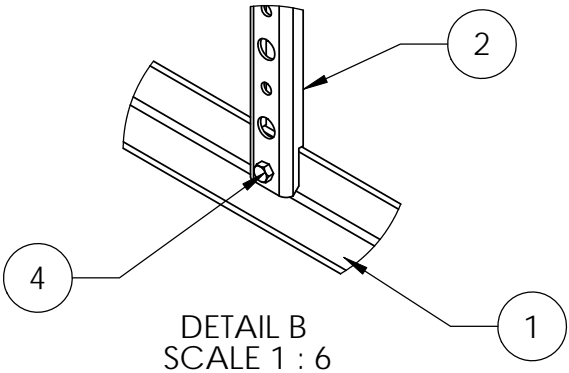
ANGLE MEMBER
SET-UP



ROUND MEMBER
SET-UP



DETAIL A
SCALE 1 : 6



DETAIL B
SCALE 1 : 6

NOTES:
1. ALL METRIC DIMENSIONS ARE IN BRACKETS.

These drawings and specifications are proprietary property and may be used only for the specific purpose authorized in writing. ALL DIMENSIONS ARE IN INCHES U.O.S. TOLERANCES UNLESS OTHERWISE SPECIFIED: .X = ± .12 ANGLES ±2° .XX = ± .06 FRACTIONS ±1/32 .XXX= ± .03 REMOVE BURRS AND BREAK EDGES .005 DO NOT SCALE THIS PRINT	DRAWN BY: ACG	SHEET: 1 of 1	PART NUMBER: FM-CL0910U
	CHECKED BY: TP	SCALE: NTS	DESCRIPTION: 10' CABLE LADDER - 9 HOLE RUNGS
	DATE: 01/14/06	MATERIAL: A36, A529	DRAWING TYPE: ASSEMBLY DRAWING
	REVISION: C	FINISH: GALV A123	
		WEIGHT: 45.98 LBS	